



swissauto

AIR BOX INSTALLATION




swissauto


AIR BOX INSTALLATION



Drill a $\varnothing 3$ drain hole, left or right on the bottom of the air box. (Without this hole, the air box could be filled with water, oil or fuel.)



Use the Air box only with the aluminium intake flange tuning (R6).



Pull the Air box over the flange until the rubber touches the carburettor.

Place the breather hose into the hole of the Air box.

Attach the Air box on the frame. It's very important that this is done on a proper way so the air box can't move. (If not the carburettor might come off due to vibrations).



TABLE MAIN JETS FOR AIR BOX

	>1000		800		500			300			0				Height above sea level
	900	910	920	930	940	950	960	970	980	990	1000	1010	1020	1030	air pressure [mbar]
0	110	110	110	112	112	112	112	115	115	115	115	115	118	118	
2	110	110	110	112	112	112	112	115	115	115	115	115	118	118	
4	110	110	110	112	112	112	112	115	115	115	115	115	118	118	
6	110	110	110	112	112	112	112	112	115	115	115	115	115	118	
8	110	110	110	110	112	112	112	112	115	115	115	115	115	118	
10	108	110	110	110	112	112	112	112	115	115	115	115	115	115	
12	108	110	110	110	112	112	112	112	112	115	115	115	115	115	
14	108	110	110	110	110	112	112	112	112	115	115	115	115	115	
16	108	108	110	110	110	112	112	112	112	115	115	115	115	115	
18	108	108	110	110	110	112	112	112	112	112	115	115	115	115	
20	108	108	110	110	110	110	112	112	112	112	115	115	115	115	
22	108	108	108	110	110	110	112	112	112	112	115	115	115	115	
24	108	108	108	110	110	110	112	112	112	112	112	115	115	115	
26	108	108	108	110	110	110	110	112	112	112	112	115	115	115	
28	108	108	108	108	110	110	110	112	112	112	112	115	115	115	
30	108	108	108	108	110	110	110	112	112	112	112	112	115	115	
32	106	108	108	108	110	110	110	110	112	112	112	112	115	115	
34	106	108	108	108	110	110	110	110	112	112	112	112	115	115	
36	106	108	108	108	108	110	110	110	112	112	112	112	112	115	
38	106	106	108	108	108	110	110	110	110	112	112	112	112	115	
40	106	106	108	108	108	110	110	110	110	112	112	112	112	115	



Standard main jet at delivery is 106. With Air box change to 112.

These are the main jets for the carburetor Dell'orto type PHF 30.